

नेशनल इंस्टीट्यूट ऑफ इलेक्ट्रॉनिक्स एंड इन्फॉर्मेशन टेक्नोलॉजी, चेन्नई

**National Institute of Electronics and Information Technology, Chennai**

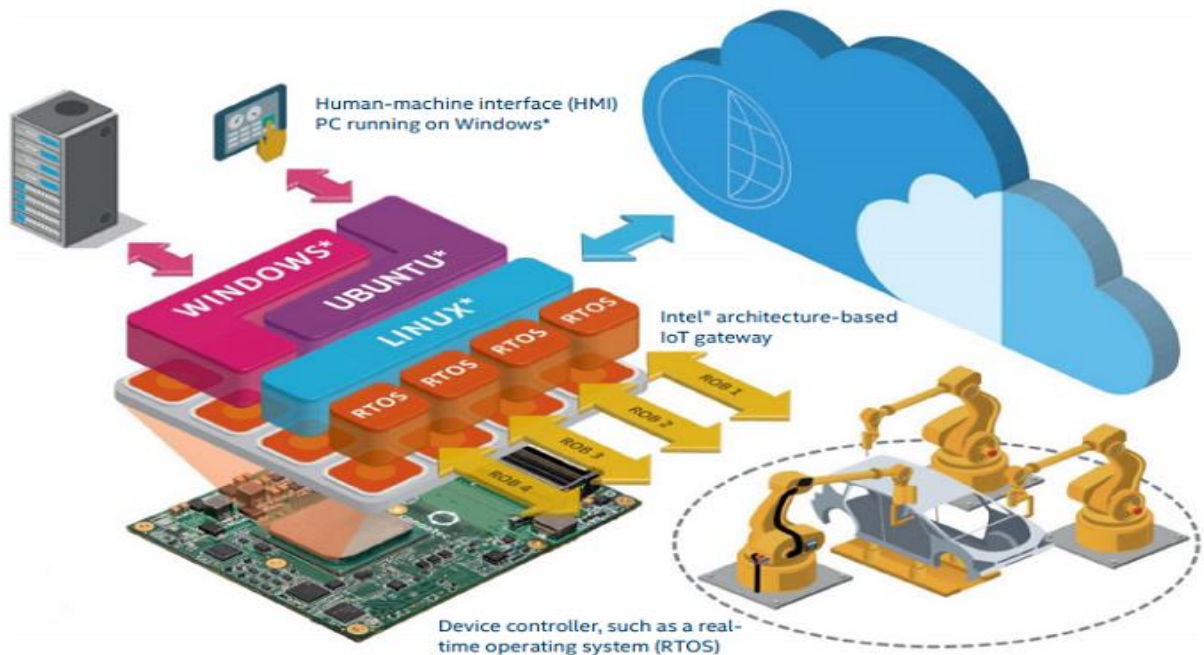
Autonomous Scientific Society of Ministry of Electronics & Information Technology (MeitY), Govt. of India

ISTE Complex, 25, Gandhi Mandapam Road, Chennai - 600025

## Course Prospectus

# Certified Embedded Software Engineer (NSQF Level-7)

**Mode: ONLINE (Blended)**



## Index

<b>Topic</b>	<b>Page No.</b>
Objective of the Course.....	4
Outcome of the Course.....	4
Full Flow of Course.....	4
Course Structure .....	5
Course Fees .....	6
Registration Fee .....	6
Eligibility.....	7
Number of Seats.....	7
How to Apply .....	7
Registration Procedure.....	7
Selection Criteria of candidates.....	8
Admission.....	8
Discontinuing the course.....	9
Location and how to reach.....	9
Important Dates.....	10
Examination & Certification.....	10
Grading Scheme.....	11
Lab Infrastructure Details .....	13

## Course Prospectus

**Name of the Group:** Embedded System

**Course Name:** Certified Embedded Software Engineer (Online-Blended Mode)

**Course Code:** ED 600

**NCVET Code:** 2021/ITES/NIELIT/04219

**NSQF Level:** 07

**Duration:** 840 Hours, 6 Months

**Last Date of Registration:** 15-10-2021

**Written Exam for Provisional Selection List:** 20-10-2021

**Display of Provisional Selection List:** 21-10-2021

**Payment of first instalment fee:** 21-10-2021 to 23-10-2021

**Course Start Date:** 25-10-2021

### **Preamble:**

In today's world, embedded systems are all over, homes, offices, cars, factories, hospitals and consumer electronics. The inherent value of embedded systems lies in its pervasiveness. They are literally embedded in all electronic products, from consumer electronics to office automation, automotive, medical devices and communications. We live in the age, where information is just one click away and talking just one touch away. The near future of the age is the Internet of Things (IoT), the IoT is nothing but a computing concept in which everyday objects with embedded hardware/devices are connected to a network or are simply online.

The Embedded and IoT Industry is growing rapidly with the introduction of wide variety of Product for various applications catering to different sector demands. This increases the complexity of embedded system design; currently there is a shortage of qualified engineer with good Embedded and IoT Design and Development skills. Sector will continue to grow with introduction of new innovative products & application; therefore, the need for Skilled Engineers will continue to grow. Hence, there need an advanced training program in Embedded Field, this course focuses on the architecture and programming of embedded processors, development of applications using Embedded/Real-Time Operating Systems and porting the applications on ARM.

## Objective of the Course:

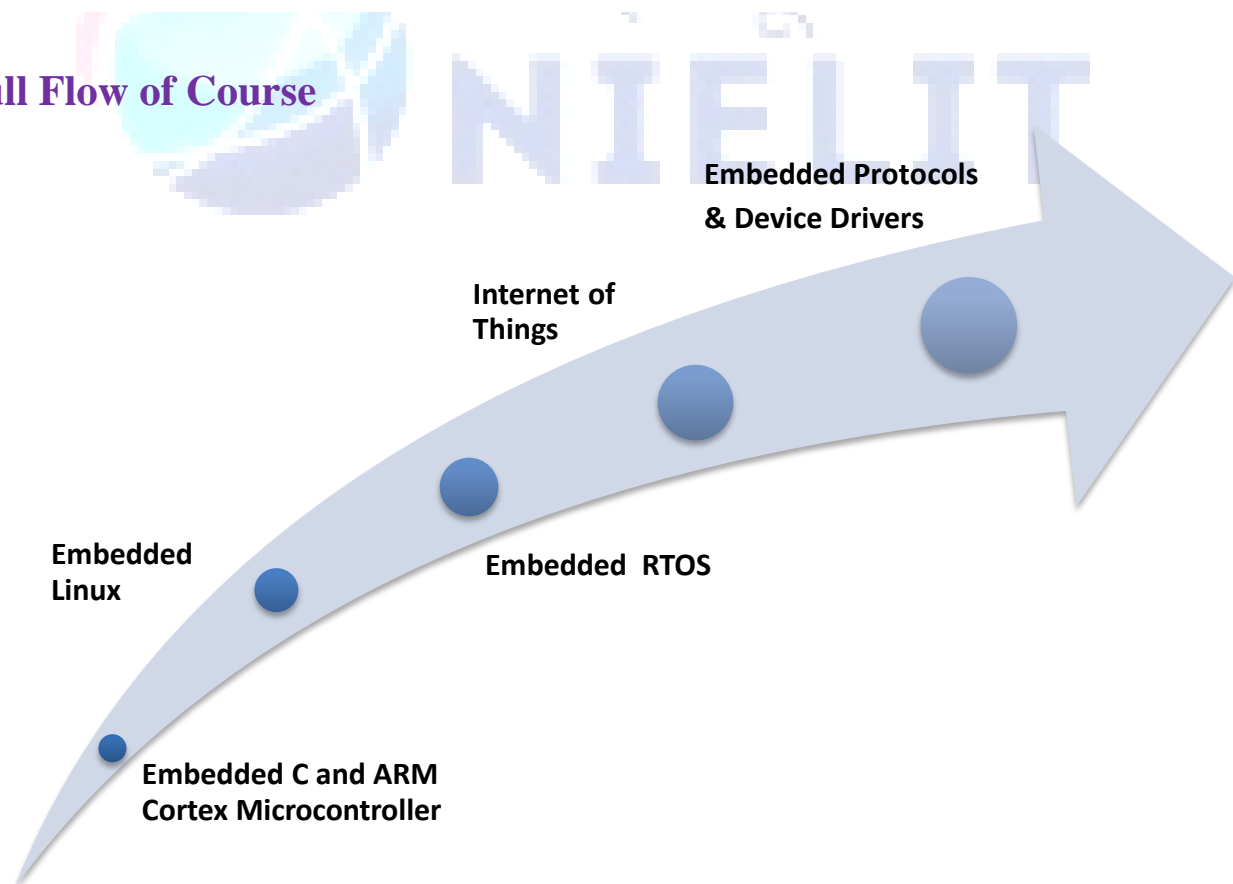
To develop the skillset required for Design and Development of the Embedded System Applications using suitable Hardware and Software tools. This course offers a range of topics (ARM Cortex-M programming and interface, Linux, RTOS, Device Drivers, IoT & Data Analytics ) of immediate relevance to industry and makes the participants exactly suitable for Embedded Industry

## Outcome of the Course:

After successful completion of this Course, students will be able to:

- Develop Embedded Application using ARM Cortex Microcontroller with Embedded- C Programming.
- Build Real-time application using Embedded OS/RTOS and porting it on ARM Platform.
- Develop Device Drivers for Embedded Linux Application.
- Develop IoT applications using proper hardware and software Tools/platforms.
- Analyse, interpret and re-present IoT data and Build enhancement analytics capabilities.

## Full Flow of Course



## Course Structure

This course contains totally seven modules. After completing the first six modules, the students have to do a six weeks project using any of the topics studied to earn the Certified Embedded Software Engineer; you can find the detailed syllabus by viewing the following URL ( [Certified Embedded Software Engineer syllabus.pdf](#) )

Module Code	Module Name	Duration(in Hours)
ED 601	Embedded C and ARM Cortex Microcontroller	140
ED 602	Embedded Linux	70
ED 603	Embedded RTOS	70
ED 604	Internet of Things	210
ED 605	Embedded Protocols and Device Drivers	105
ED 606	Seminar and case study	35
ED 607	Project Work	210
<b>Total Duration</b>		<b>840</b>

## Course Fees

Course fee is Rs. 49,000/- Including GST. (Can be paid as a single instalment of Rs. 49,000/- or in 2 instalments as given below)

Registration Fee	Rs. 1000/- for SC-ST Adjustable against advance security deposit.	Rs. 1000/- for others	
Instalment No.	SC-ST Candidates (Fee including GST in Rs.)	General Candidates (Fee including GST in Rs.)	Last Date
1	*	24,000.00	18-09-2021
2		24,000.00	18-11-2021
Total	*	49,000.00	

**\* Tuition Fees are waived for eligible SC/ST students who are successfully completing the course with NSQF certification under SCSP/TSP scheme. Admission process for SC-ST candidate for non-formal courses is being worked out. Once finalized, same will be intimated to all SC-ST candidates. Further, Caution/Security deposit amount for SC-ST candidates will be intimated to all selected candidates separately.**

*\*GST is Applicable as per Govt. Norms GST (currently it is 18%).*

*Apart from above fee, following fee to be paid by all selected candidates (excluding SC-ST candidates) directly while applying for NSQF registration and NSQF examination:*

- 1. NSQF registration fee of Rs.200+GST= Rs.236/- after admission during registration at the time of NSQF registration*
- 2. NSQF Examination fee of Rs.2600/- while registering for examination*

## Registration Fee.

**(Non-Refundable if candidate is selected for admission but did not join and if a candidate has applied but not eligible.)**

SC/ST: Rs. 1,000/- for SC-ST, adjustable against advance security deposit.

Others: Rs. 1,000/- (Adjustable with Total fee for candidates)

However, the above registration fee shall be refunded on few special cases as given below

- ✓ Candidates are eligible but not selected for admission.
- ✓ Course postponed and new date is not convenient for the student.
- ✓ Course cancelled.

## Eligibility

- ✓ B.E./B. Tech in Electronics/ Electronics & Communication/ Electrical/ Electrical and Electronics/Instrumentation/ Electronics & Instrumentation / Instrumentation & Control /Biomedical /Computer Science/Information Technology /M.Sc.(Electronics)/AMIE in Electronics/ Electronics & Communication.

**Number of Seats:** 30 – Total

Category	No. of Seats
<b>SC (15%)</b>	4
<b>ST (7.5%)</b>	2
<b>GENERAL</b>	24
<b>Total</b>	<b>30</b>

**Note:** Seats are allocated based on the merit of the Qualification.

## How to Apply?

Candidates can apply online in our website <http://reg.nielitchennai.edu.in>. Payment towards non-refundable registration fee can be paid through any of the following modes:

- ✓ Online transaction: Account Name: NIELIT CHENNAI, Account No: 31185720641, Bank name: State Bank of India (SBI), Branch: Kottur (Chennai), IFSC Code: SBIN0001669.
- ✓ Pay through UPI Mobile Apps
- ✓ DD drawn from a nationalized bank (preferably SBI) in favour of —NIELIT Chennai payable at Chennai.

**Note:** The Institute will not be responsible for any mistakes done by either the bank concerned or by the depositor while remitting the amount into our account

**Last date of Registration:** **15<sup>th</sup> October, 2021**

## Registration Procedure

All interested candidates are required to fill the Registration form online with registration fees before **15<sup>th</sup> October, 2021** with all the necessary information.

## Selection Criteria of candidates

The selection to the course shall be based on the following criteria:

Selection of candidates will be based on their marks in the qualifying examination subject to eligibility and availability of seats.

- ✓ Each registered candidates need to appear for the written examination on **20-10-2021**. The candidate who qualifies the exam will be provisionally selected for the course.
- ✓ The first list of Provisionally Selected Candidates will be published on NIELIT Chennai website ([www.nielit.gov.in/chennai](http://www.nielit.gov.in/chennai)) on **21-10-2021** by **5:00 PM**. In case of vacancy, an additional selection list will be prepared and the selection will be intimated by email only.
- ✓ Provisionally selected candidate has to upload their document on registration portal for online verification.
- ✓ **For SC/ST :**
  - Original Copies of Proof of Age, Qualifying Degree (Consolidated Mark sheet & Degree Certificate/Course Completion Certificate), 10<sup>th</sup> and 12<sup>th</sup> mark sheets.
  - Self-attested copy of community certificate.
  - AADHAR Identity proof must for SC/ST Candidates (For availing concession).
  - One passport size photograph.
- ✓ **For Others (General, OBC, EWS) :**
  - Original Copies of Proof of Age, Qualifying Degree (Consolidated Mark sheet & Degree Certificate/Course Completion Certificate), 10<sup>th</sup> and 12<sup>th</sup> mark sheet.
  - One passport size photograph.
  - Self-attested copy of Govt. issued photo ID card
- ✓ After document verification, selected candidates (other than SC-ST) have to pay first instalment of **Rs. 24,000/-** or as applicable on or before **23-10-2021** by payment mode mentioned above. Selected candidates are requested to upload the proof of remittance of fee on registration portal and also send the proof of remittance of fee as email to [ripunjay@nielit.gov.in](mailto:ripunjay@nielit.gov.in) / [trng.chennai@nielit.gov.in](mailto:trng.chennai@nielit.gov.in).

**Admission:** All provisionally selected candidates whose documents are verified and paid the fees (full or first instalment) and verified by accounts section of NIELIT Chennai will get a welcome message in his/her login ID provided during registration. The Credential and URL for online portal will be shared through WhatsApp or email.

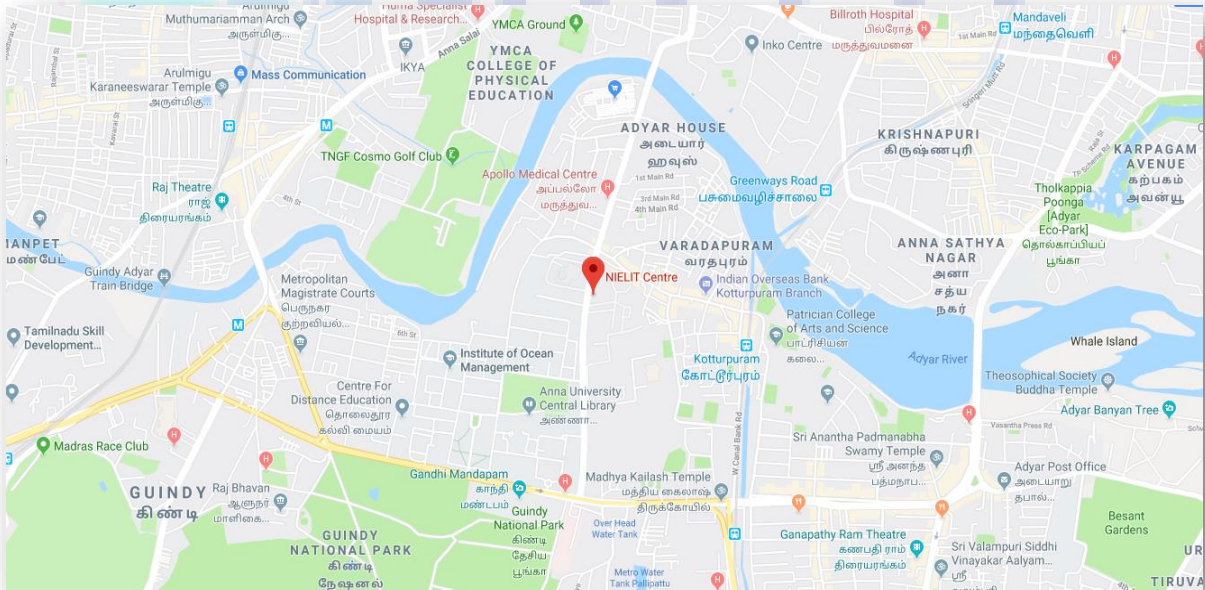


## Discontinuing the course

- ✓ No fees (including the security deposit) under any circumstances, shall be refunded in the event of a student who have completed the process of admission or discontinuing the course in between. No certificate shall be issued for the classes attended. Only Grade Sheet will be issued.
- ✓ If candidates ate not uploading consecutive 3 assignments within assigned time their candidature will be cancelled without any notice and all fees paid will be forfeited.
- ✓ If candidates ate not appearing for any internal examinations/practical their candidature will be cancelled without any notice and all fees paid will be forfeited

**Course Timings:** This program is a practical oriented one and hence there shall be more lab than theory classes. The cloud based online theory classes will be on forenoon and lab session will be conducted on afternoon time.

**Location:** NIELIT Chennai is located at Gandhi Mandapam Road, Kotturpuram, Chennai (Landmark: Opp.To Anna Centenary Library).



## Address:

**National of Electronics and Information Technology**  
**ISTE Complex, No. 25, Gandhi Mandapam Road, Chennai – 600025**  
**E-mail: [trng.chennai@nielit.gov.in](mailto:trng.chennai@nielit.gov.in)/Phone: 044-24421445**  
**Contact Person: Mr. Ripunjay Singh, Mobile: 9445220125 (Call @ 9 AM to 6 PM)**

## Course enquiries

Students can enquire about the various courses either on telephone or by personal contact between 9.15 A.M. to 5.15 P.M. (Lunch time 1.00 pm to 1.30 pm) Monday to Friday.

## Placement:

Students who have completed the course successfully and qualified, Placement guidance and career counselling will be given to crack their interviews.

## Important Dates

**Last Date of Registration: 15-10-2021**

**Written Exam for Provisional Selection List: 20-10-2021**

**Display of Provisional Selection List: 21-10-2021**

**Payment of first instalment fee: 21-10-2021 to 23-10-2021**

**Course Start Date: 25-10-2021**

## Examination & Certification

- ✓ Certification Body: Examination Section, NIELIT Head Quarter.
- ✓ Certified Embedded Software Engineer Certificates will be issued after successful completion of all the modules including assignment, seminar and project.
- ✓ For getting Certified Embedded Software Engineer a candidate has to pass each module individually with minimum required marks of 50%.

## Examination Scheme

Examination scheme for each module is as follows:

Module Name	Total Marks	Written	Practical / Assignment
Embedded C and ARM Cortex Microcontroller	100	25	75
Embedded Linux	100	25	75
Embedded RTOS	100	20	80
Internet of Things	100	25	75
Embedded Protocols and Device Drivers	100	20	80
Seminar and case study	100	NA	100
Project Work	100	NA	100
<b>Total</b>	<b>700</b>	<b>115</b>	<b>585</b>

## Grading Scheme

✓ Following Grading Scheme (on the basis of total marks) will be followed:

Grade	S	A	B	C	D	E	Fail
Marks Range (in %)	>90%	80%-89%	70%-79%	60%-69%	50%-59%	40-49%	<40%

✓ Final Grading as per above grading scheme will be given on the basis of total marks obtained in all modules. For last module (ED607) grade will be given on the basis of project demonstration.

## NSQF Examination Pattern:

Theory (Each Question will carry 1 mark) Duration (in Min): 90		Practical			Internal Assessment (Marks)	Project/ Presentation/ Assignment (Marks)	Major Project/ Dissertation		Total
Papers	Marks / Paper	Papers	Duration (in Min)	Marks/ Paper			No. Of Projects	Marks	
3	100	2	180	90	60	60	1	100	700



रा.इ.सू.प्रौ.सं  
**NIELIT**

## Lab Infrastructure Details:

### Hardware Facilities:

- ✓ Development Boards - STM32, ARM Cortex-M4, Arduino Uno, NodeMCU, MSP430, Beagle Bone Black, Raspberry Pi
- ✓ Shields – Ethernet, CAN, Wi-Fi, GSM/GPRS, GPS & Bluetooth Shield
- ✓ Sensors–PIR, Ultrasonic, LDR, Soil Moisture, Flame, Accelerometer & Gyro meter
- ✓ Camera Module, Sense Hat, Capacitive Touch Screen
- ✓ Wireless Sensor Network Radio and Related Modules with Integrated Antenna
- ✓ Aardvark I2C/SPI Host adapter, I2C/SPI development board, CAN Development board, Komodu CAN Duo Interface

### Software Facilities:

- ✓ FreeRTOS
- ✓ OpenSTM, CubeMX
- ✓ Segger Timing Analysis Tool
- ✓ Code Composer Studio(CCS)
- ✓ Proteus VSM
- ✓ Arduino IDE
- ✓ Keil Software

### Note:

To get the detailed syllabus of the course, use the following URL

[Certified Embedded Software Engineer syllabus.pdf](#)