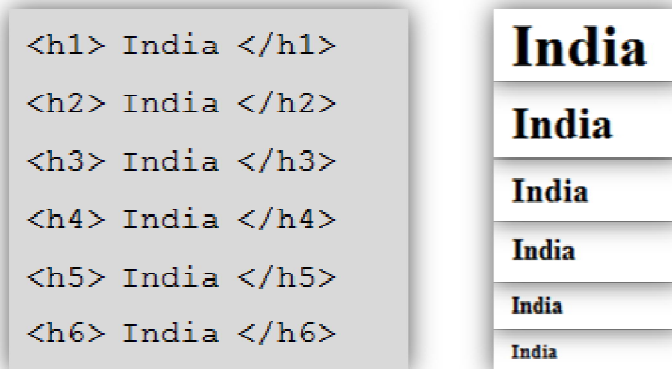


Tags of typography: All tags discussed here are container tags.

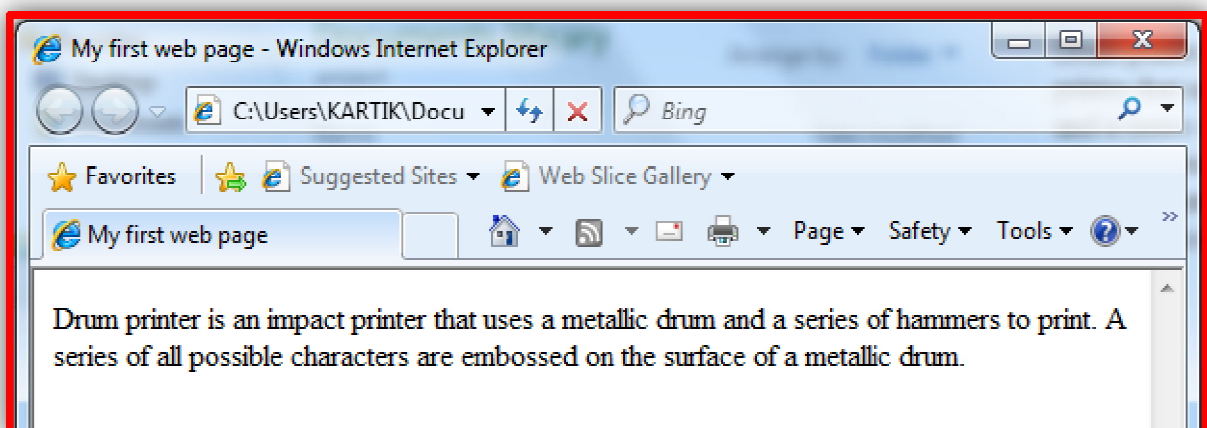
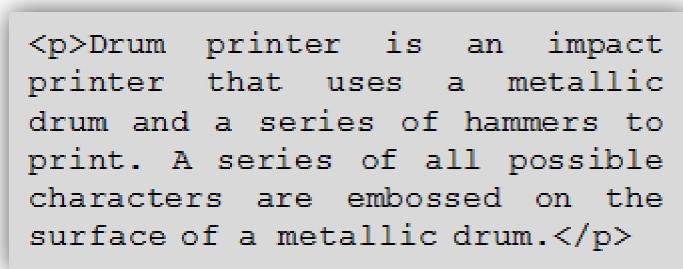
- 1. Heading tags:** HTML supports six different sizes of headings. For every size, there is a tag. It all starts from the largest <h1> and ends at the smallest <h6>.

Syntax:



- 2. Paragraph tags:** It is a simple tag <p> </p>. Any text that is written inside of this tag structure appears as a paragraph in the browser.

Syntax:



No need to draw this image. It is just for reference and understanding.

3. Bold / Italic / Underline: These tags make the text bold / italic / underlined on screen respectively.

Syntax:

```
<b>India</b>
```

India

```
<i>India</i>
```

India

```
<u>India</u>
```

India

Assignments:

- 1.** How many tags are there for headings in HTML? Write the syntax for all.
- 2.** What are ``, `<i>` and `<u>` tags used for?